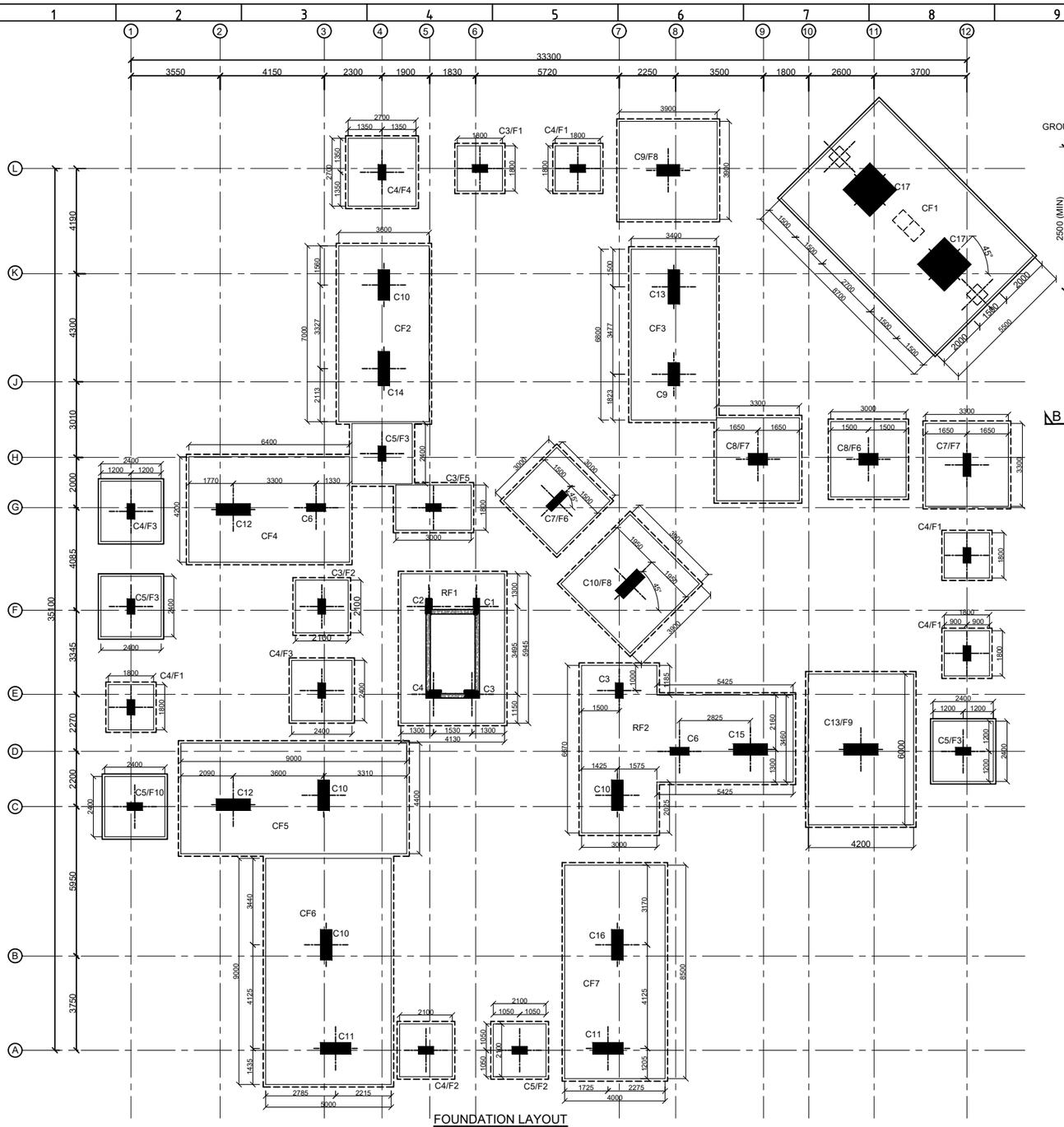

FOUNDATION LAYOUT
(SCALE 1:100)

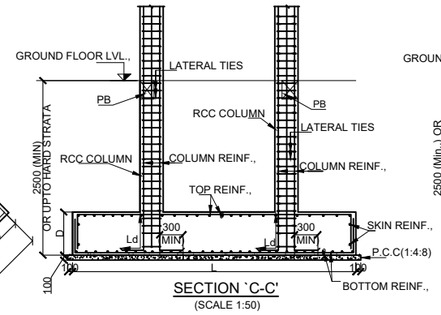

SECTION `C-C'
(SCALE 1:50)

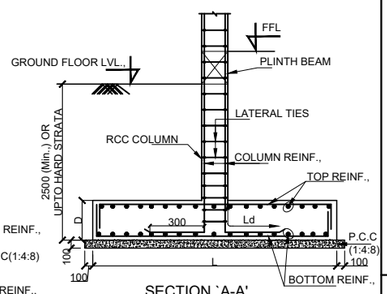

SECTION `A-A'
(SCALE-1:50)

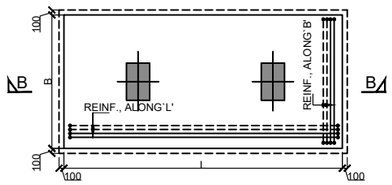

TYPICAL PLAN OF COMBINED FOOTING
(SCALE 1:50)

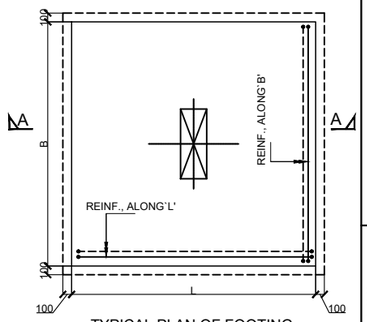

TYPICAL PLAN OF FOOTING
(SCALE-1:50)

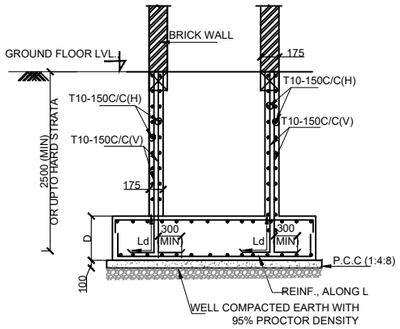

TYPICAL LIFT PIT DETAILS
SECTION `C-C'
(SCALE 1:50)

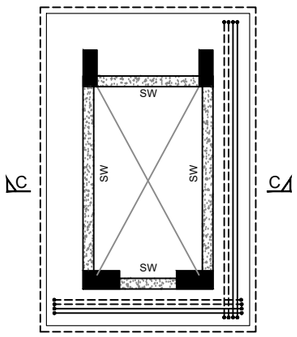

TYPICAL PLAN OF RAFT
(SCALE 1:50)

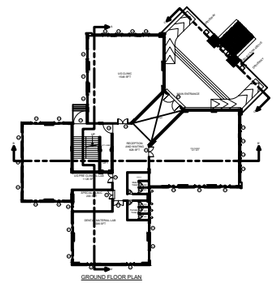

KEY PLAN

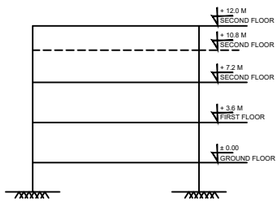

KEY SECTION

GENERAL NOTES:-

1. ALL DIMENSIONS ARE IN MM AND LEVELS ARE IN METERS, UNLESS OTHERWISE SPECIFIED.
2. DO NOT SCALE THE DRAWING.READ FIGURED DIMENSIONS ONLY.
3. GRADE OF CONCRETE SHALL BE - FOOTINGS - M25 , COLUMNS & BEAMS - M35.
4. GRADE OF STEEL SHALL BE - Fe500 WITH MIN., ELONGATION OF 14.5%.
5. CLEAR COVER TO MAIN REINFORCEMENT
   a) FOOTINGS - 50MM b) COLUMNS - 40MM.
6. WHEREVER REQUIRED DEVELOPMENT LENGTH SHALL BE 50 x DIA., OF BAR.
7. LAPS SHALL BE STAGGERED AND NOT MORE THAN 50% OF BARS SHALL BE LAPPED AT ANY LOCATION.
8. SAFE BEARING CAPACITY (SBC) OF SOIL IS TAKEN AS 300kN/m² AT A DEPTH OF 2.5m BELOW NGL/FGL WHICHEVER IS LOWER.
9. THIS DRAWING SHOULD BE READ IN CONJUNCTION WITH RELEVANT ARCHITECTURAL DRAWING.

LEGENDS:-

SFB - SECOND FLOOR BEAM
—— - ——— - GRID LINE

SCHEDULE OF FOOTINGS:-

S.NO	TYPE	NOS	FOOTING SIZE L x B	DEPTH `D'	FOOTING REINFORCEMENT				SKIN REINF.,
					BOTTOM REINFORCEMENT		TOP REINFORCEMENT		
					ALONG `L'	ALONG `B'	ALONG `L'	ALONG `B'	
01	F1	05	1800x1800	600	T10-100c/c	T10-100c/c	-	-	-
02	F2	03	2100x2100	675	T12-125c/c	T12-125c/c	-	-	-
03	F3	05	2400x2400	825	T12-100c/c	T12-100c/c	T10-200c/c	T10-200c/c	2-T12
04	F4	01	2700x2700	750	T12-100c/c	T12-100c/c	-	-	-
05	F5	01	3000x1800	1050	T16-150c/c	T16-150c/c	T10-200c/c	T10-200c/c	3-T12
06	F6	02	3000x3000	975	T12-100c/c	T12-100c/c	T10-200c/c	T10-200c/c	2-T12
07	F7	02	3300x3300	1200	T16-125c/c	T16-125c/c	T10-200c/c	T10-200c/c	4-T12
08	F8	02	3900x3900	1200	T16-125c/c	T16-125c/c	T10-200c/c	T10-200c/c	4-T12
09	F9	01	6000x4200	1200	T16-125c/c	T16-125c/c	T10-200c/c	T10-200c/c	4-T12
10	F10	01	2400x2400	600	T10-100c/c	T10-100c/c	-	-	-

SCHEDULE OF COMBINED FOOTINGS:-

S.NO	TYPE	NOS	FOOTING SIZE L x B	DEPTH `D'	FOOTING REINFORCEMENT				SKIN REINF.,
					BOTTOM REINFORCEMENT		TOP REINFORCEMENT		
					ALONG `L'	ALONG `B'	ALONG `L'	ALONG `B'	
01	CF1	01	8700x5500	1200	T16-125c/c	T16-125c/c	T10-150c/c	T10-150c/c	4-T12
02	CF2	01	7000x3600	1200	T16-125c/c	T16-125c/c	T10-200c/c	T10-200c/c	4-T12
03	CF3	01	6800x3400	1200	T16-125c/c	T16-125c/c	T16-125c/c	T16-125c/c	4-T12
04	CF4	01	6400x4200	975	T16-150c/c	T16-150c/c	T16-150c/c	T16-150c/c	2-T12
05	CF5	01	9000x4400	1300	T16-100c/c	T16-100c/c	T10-200c/c	T10-200c/c	4-T12
06	CF6	01	9000x5000	900	T16-175c/c	T16-125c/c	T10-200c/c	T10-200c/c	2-T12
07	CF7	01	8500x4000	975	T16-150c/c	T16-100c/c	T10-200c/c	T10-200c/c	2-T12
08	RF1	01	AS PER PLAN	750	T16-150c/c	T16-150c/c	T12-100c/c	T12-100c/c	-
09	RF2	01	AS PER PLAN	975	T16-100c/c	T16-100c/c	T10-200c/c	T10-200c/c	2-T12

Rev.	Date	Drawn By	Design By	Description	CHK'D	CERT	APP'D

Client: ARMY COLLEGE OF DENTAL SCIENCES

Project : CONSTRUCTION OF PG BLOCK FOR ARMY COLLEGE DENTAL SCIENCES -SECUNDERABAD

Title : FOUNDATION LAYOUT & DETAILS

Drawn	GSA	REV	R0	INFORMATION	STATUS
Designed	AVS	DWG ISSUED FOR		TENDER	A
Checked	SBK			COMMENTS	
Certified	VRN	Scale	1:100	☑ APPROVAL	
Approved	CVS	Date	18.11.22	EXECUTION	

Structural & MEP Consultants:

SATYAVANI

SatyaVani Projects and Consultants Pvt. Ltd.,
A-203, KUSHAL TOWERS, KHAIRATABAD, HYDERABAD-04
PH: 040-39804646 ,23321623 FAX: 040-23308184
Visit Us @ : www.svpcpl.com

Dwg.No : SV/ACDS/STRL-S6

SHEET SIZE : A1